EXISTING ELEVATION
SCALE 1:100

PROPOSED FLOOR PLAN
SCALE 1:100

SOIL WASTES.
Machine wastes in 40mm dia PVC
Sink wastes in 40mm dia PVC
Basin wastes in 32mm dia PVC
Wastes exceeding 2m in length to be 50mm dia
All with 75mm deep seal P traps.All wastes routed seperately
to connect to svp. Svp's in 110mm dia pvc and terminating min
1000mm above opening windows,with metal cage covers
Shower trays to be raised 100mm to allow access to trap
Branch connections from waste appliances to connect to
discharge pipe either above or 200mm below we connection
Connect to svp. Svp's in 110mm dia pvc and terminating min
1000mm above opening windows with metal baloon cover.and flashing collar
as appropriate at roof junction

GLAZING.
All new glazing must achieve an average Uvalue of 2.0W/m sq K
All windows double glazed with 28mm with 'ARGON and K' Glass
sealed units. All opening windows and doors to have full draft
seals including the loft hatch, (loft hatch to be fitted with
suitable fastening to compress seal)
Opening lights to give 1/20th floor area in ventilation
All glass to be Hardened or toughened to B.S 6262 with
safety glass to B.S 6206 CLASS B.
All glazing in critical locations to be of a type unlikely to cause
injury to people upon impact ,the following types as indicated
All glass lower than 1,500mm above floor,to doors adjacent side lights
and windows
All glass lower than 800mm above floor level elsewhere
Laminated or toughened glass to be specified and manufactured
to B.S 6206:1981

MECHANICAL VENTILATION.
WCs to have mechanical extractors giving
min 15 litres sec extraction,ducted to open air through roof.Kitchen/Utility rooms.
to have extraction at a rate of 60litres sec(or ducted cooker
hood at 30litres sec)
Rooms with no windows to have fans controlled via light switch
with 15min overun facility

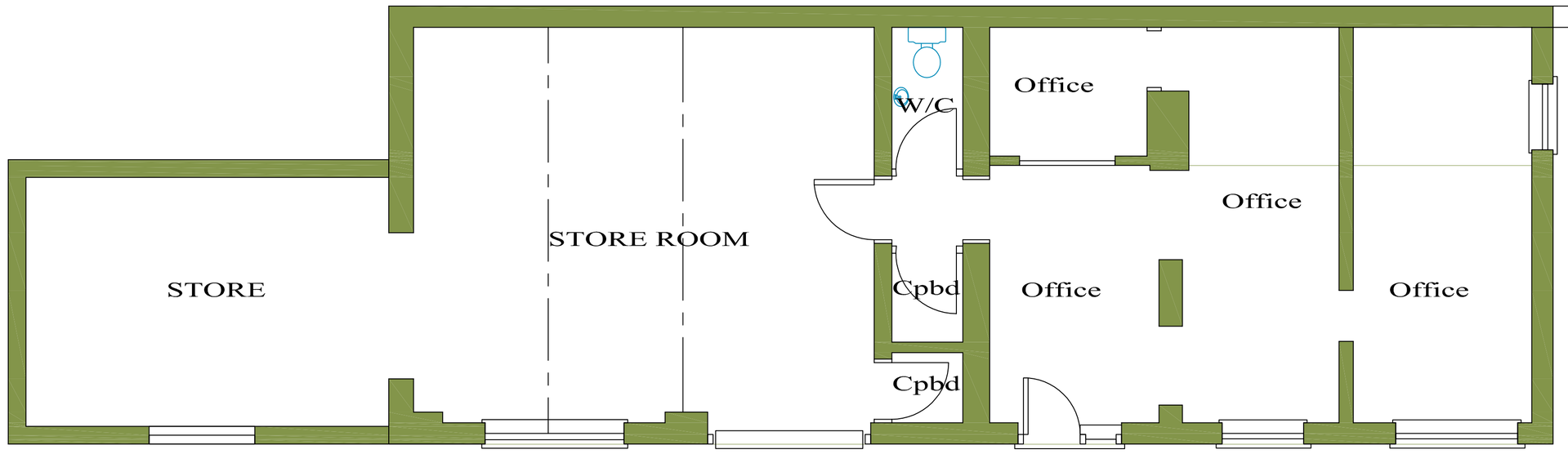

EXISTING FLOOR PLAN
SCALE 1:50

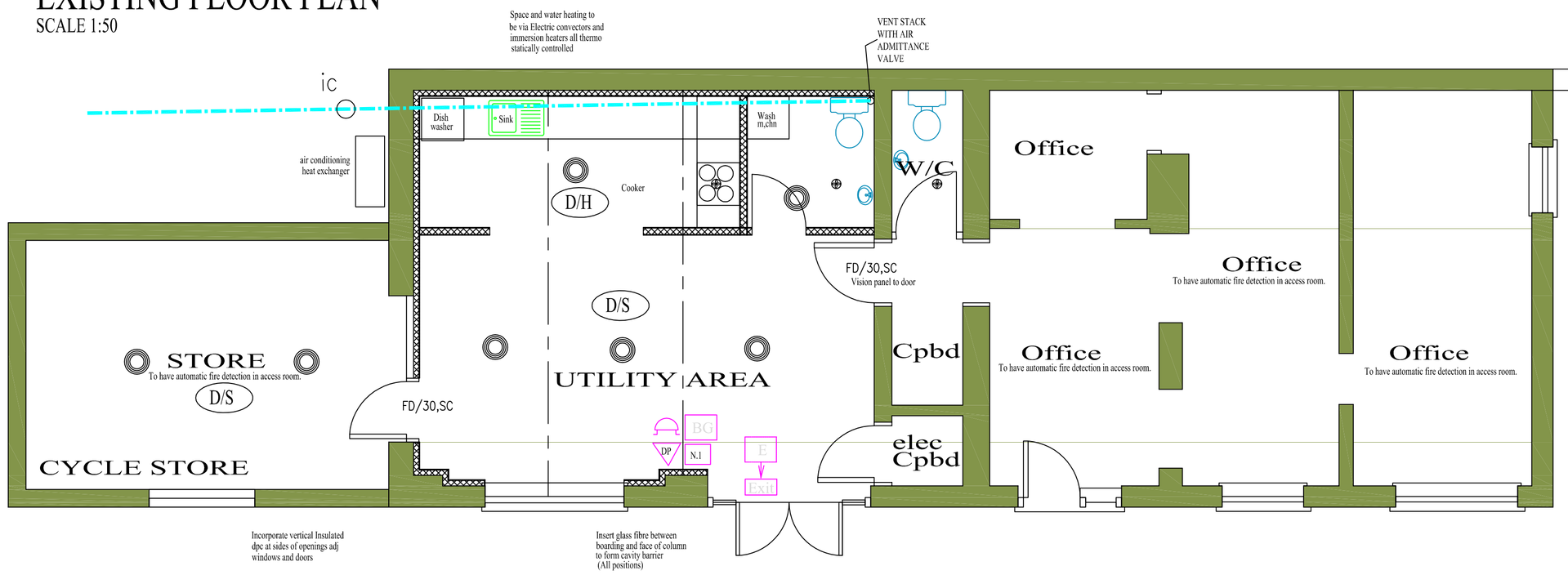

PROPOSED FLOOR PLAN
SCALE 1:50

FIRE and EXIT provisions.

DP	Dry powder type extinguisher.5kg
Exit	Exit notice PUSH BAR TO OPEN
E	Exit notice
E	Illuminated Directional Exit notice
N.1	General fire order notice.
	Alarm sounder
BG	Break glass Alarm switch

.FIRE DEPARTMENT REQUIREMENTS SECTON 1
1.1 STORE ROOM and OFFICE
To have automatic fire detection in access room.
1.2 ALL FIRE WARNING SYSTEMS to BS5839
1.3 BREAK GLASS CALL POINTS TO BE INSTALLED
ADJACENT TO ALL FINAL EXITS
1.4 AN AUDIBILITY TEST IS TO BE CARRIED OUT
UPON COMPLETION OF THE FIRE ALARM SYSTEM
TO ENSURE AN AUDIBLE LEVEL OF 65dB(A)
OR 5 dB(A) ABOVE BACKGROUND NOISE SHOULD BE
ACHIEVED.IF NOT ACHIEVABLE VISUAL WARNING DEVICES SHOULD
BE INSTALLED.
1.5 EVIDENSE OF COMPLIANCE WITH BS 5839:PART1:2002
SHOULD BE PROVIDED IN:-
a A DESIGN CERTIFICATE,
b AN INSTALLATION CERTIFICATE AND
c A COMMISSIONING CERTIFICATE
1.6 ALL EMERGENCY LIGHTING TO EXTEND TO THE
EXTERNAL EXIT ROUTE AROUND THE PREMISES.
1.7 A CERTIFICATE INDICATING INSTALLATION AND COMMISSIONING
EMERGENCY LIGHTING IN ACCORDANCE WITH BS 5266:PART 1:2005
OR EQUIV SHOULD BE PROVIDED TO THE FIRE AUTHORITY
1.8 ALL SAFETY INFORMATION SHOULD BE GIVEN TO THE
PERSON RESPONSIBLE AT COMPLETION OF THE PROJECT
1.9 DOORS FORMING PART OF THE MEANS OF ESCAPE MUST BE
READILY OPENABLE AND AVAILABLE WHEN THE PREMISES IS OCCUPIED
AND ONLY FITTED WITH HARDWARE THAT ALLOWS EASY EGRESS WITHOUT THE USE
OF A KEY

ELECTRICS.
Lighting having a luminous efficiency greater than 40 lumens
per circuit-watt(for example flourescent tubes and compact
flourescent lamps,Not tungsten lamps with bayonet cap or Edison
screw bases)
All external lighting to automatically extinguish when there is enough
daylight (or when they are not needed at night).and have sockets
that can only be used with lamps having a luminous efficiency
greater than 40 lumens per circuit watt(for example flourescent
tubes and compact flourescent lamps, not GLS tungsten lamps
with bayonet lamps with bayonet cap or Edison screw bases)
The electrical installation is to be carried out and certified after
commissioning by suitably qualified and registered Electrical Engineer

Efficient lighting source in at least 4 locations of most use
MULTIPLE RECESSED LIGHTING
Where multiple recessed lighting is to be installed
Manufacturers installation details are to be strictly
followed to ensure the period of fire resistance is
maintained.Including the use of proprietory intumescent
fittings or built in fire resistant boxes.
ELECTRICS.
Electrical installation to comply with 17th Edition NICEEC wiring
regulations.Note provide lighting in roof space for
safe access and working to roof tanks(close to hatch).
All electrical installations to be carried by suitably qualified
Registered electrician
All electrical work required to meet the requirements
of Part P (Electrical Safety)must be designed installed
,inspected and tested by a person competent to do so.
Prior to completion the council should be satisfied that
Part P has been complied with.This may require an appropriate
BS 7671 electrical installation certificate to be issued for
the work by a person competent to do so.

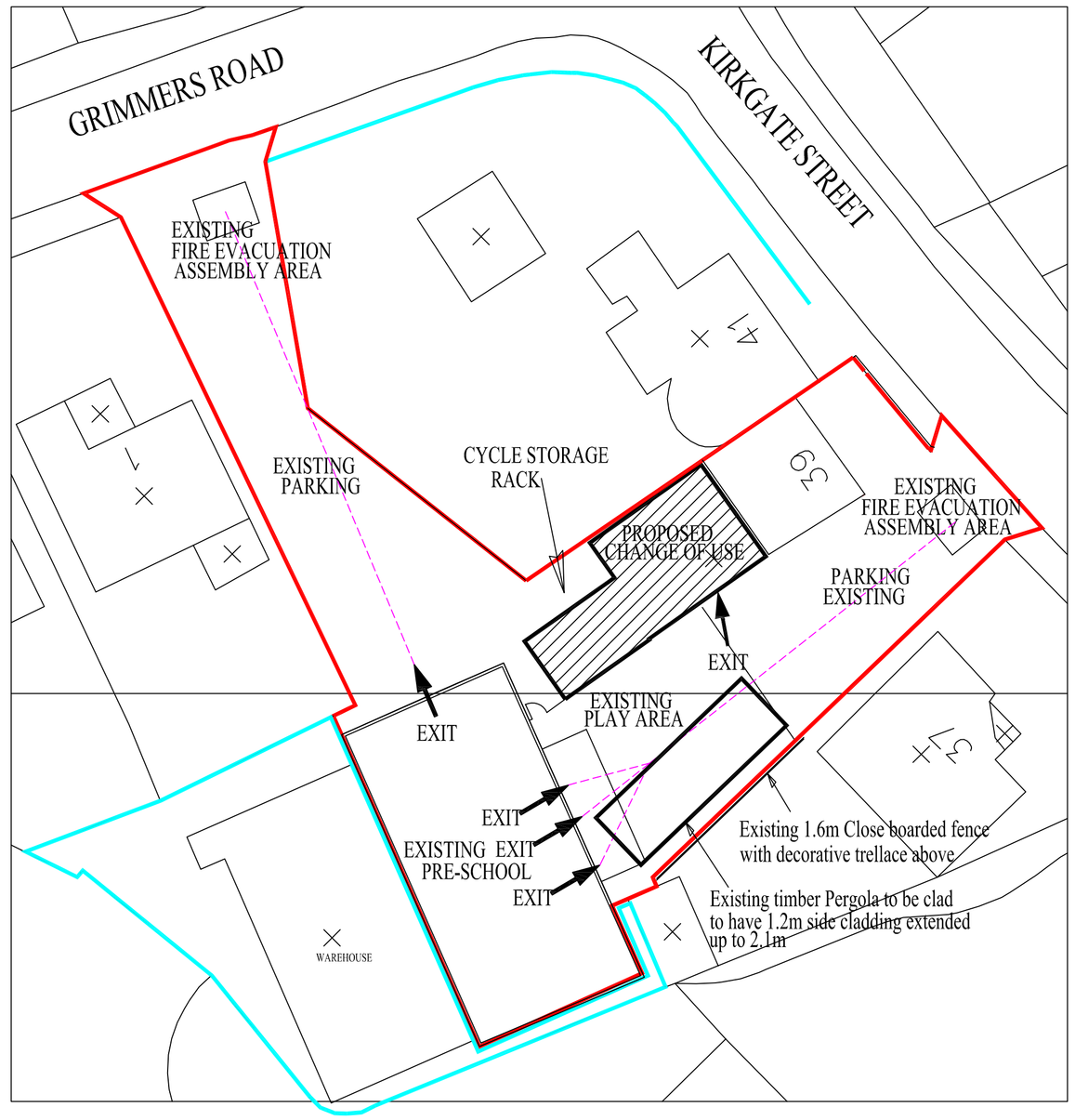

FIRE EXIT AND ASSEMBLY POINTS BLOCK PLAN
SCALE 1:200

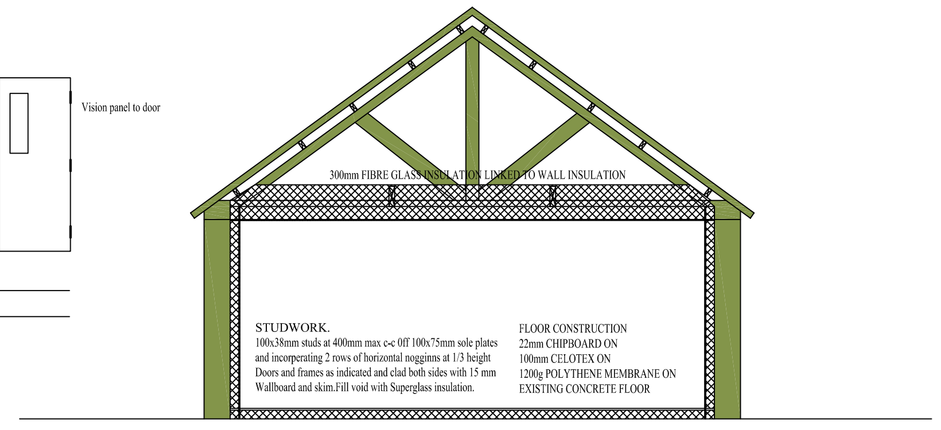

Borough Council of Kings Lynn & West Norfolk
Highly Commended Residential New Build
The Mayors Award for Design in the Environment 2011

LABC Peterborough City Council
Winner, New Small Scale housing development 2011
Highly commended Commercial catagory building 2011
Design and Construction award 2010

Building Design Awards
Building Excellence in Fenland
Winner, Heritage award for Conversion or Renovation 2010
Highly commended for Conversion or Renovation 2010
Highly commended Heritage award New Build 2009

Rev	Purpose	By	Date
-	-	-	-

DBDS

DAVID BROKER DESIGN SERVICES
ta
CONCEPT 2000
DESIGN AND DEVELOPMENT
LTD
ESTABLISHED 1975

ARCHITECTURAL TECHNICIANS
DANBROOKE HOUSE STATION ROAD
WISBECH ST MARY
WISBECH CAMBS.PE13 4RW
Telephone 01945410421
Facsimile 01945410400
E-mail- david.broker@btinternet.com

Issue:	No 1 For client comment and approval Issued prior to Council approval and subject to ammendment
Client:	KRAZY DAYS
Drawing No:	1686
Project:	CHANGE OF USE OF EXISTING OFFICES AND STORE TO ADDITIONAL SPACE FOR USE IN CONJUNCTION WITH EXISTING DAY NURSERY
Site:	KRAZY DAYS 39 KIRK STREET WALSOKEN WISBECH

Postcode: PE13 3QS	Drawn: DB	Checked: -
Print Scale: 1:50 @ A1	Date: APRIL 13	Revision No: -

DO NOT SCALE FROM THIS DRAWING - All dimensions to be verified on site - This drawing and design remains the copyright of David Broker and may not be reproduced without permission. David Broker or Concept 2000 will not be held responsible for any construction works undertaken prior to approval or before approved plans are issued - Any alterations to details or specifications may invalidate the approval and incurr significant additional costs.

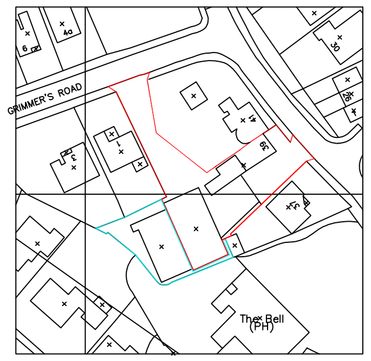

LOCATION PLAN
SCALE 1:1250